

EWP Top Mount Hangers – TFL & THO



Joist Size	USP Stock No.	Ref. No.	Web Stiffener Req.	Steel Gauge	Dimensions				Fastener Schedule ^{4,5,6,9}				Factored Resistance			
					W	H	D	TF	Header		Joist		DF-L		SPF	
									Qty	Type	Qty	Type	Vertical 100%	Uplift 115%	Vertical 100%	Uplift 115%
1-1/2 x 9-1/4	THO15925	LT15925	--	18	1-9/16	9-1/4	2	1-1/2	6	10d	2	10d x 1-1/2	1645	435	1170	310
1-1/2 x 9-1/2	THO15950	LT159	--	18	1-1/2	9-1/2	2	1-1/2	6	10d	2	10d x 1-1/2	1790	505	1270	360
1-1/2 x 11-7/8	THO15118	LT151188	--	18	1-1/2	11-7/8	2	1-9/16	6	10d	2	10d x 1-1/2	1975	505	1405	360
1-1/2 x 14	THO15140	--	--	16	1-9/16	14	2-3/8	1-1/2	10	10d	2	10d x 1-1/2	1690	435	1200	310
1-3/4 x 9-1/2	THO17950	LT179	--	18	1-3/4	9-1/2	2	1-1/2	6	10d	2	10d x 1-1/2	2195	505	1560	360
1-3/4 x 11-7/8	THO17118	LT171188	--	18	1-3/4	11-7/8	2	1-9/16	6	10d	2	10d x 1-1/2	2195	505	1555	360
2 - 2-1/8 x 9-1/2	TFL2095	LT209	--	18	2-1/8	9-1/2	2	1-1/2	6	10d	2	10d x 1-1/2	2495	745	1771	528
2 - 2-1/8 x 11-7/8	TFL20118	LT201188	--	18	2-1/8	11-7/8	2	1-1/2	6	10d	2	10d x 1-1/2	2495	745	1771	528
2 - 2-1/8 x 14	TFL2014	LT2014	--	18	2-1/8	14	2	1-1/2	6	10d	2	10d x 1-1/2	2495	745	1771	528
2 - 2-1/8 x 16	TFL2016	LT2016	--	18	2-1/8	16	2	1-1/2	6	10d	2	10d x 1-1/2	2495	745	1771	528
2-1/4 - 2-5/16 x 9-1/2	TFL2395	LT239	--	18	2-5/16	9-1/2	2	1-1/2	6	10d	2	10d x 1-1/2	2495	745	1771	528
2-1/4 - 2-5/16 x 11-7/8	TFL23118	LT231188	--	18	2-5/16	11-7/8	2	1-1/2	6	10d	2	10d x 1-1/2	2495	745	1771	528
2-1/4 - 2-5/16 x 14	TFL2314	LT2314	--	18	2-5/16	14	2	1-1/2	6	10d	2	10d x 1-1/2	2495	745	1771	528
2-1/4 - 2-5/16 x 16	TFL2316	LT2316	--	18	2-5/16	16	2	1-1/2	6	10d	2	10d x 1-1/2	2495	745	1771	528
2-1/2 x 9-1/4	TFL25925	LT25925	--	18	2-1/2	9-1/4	2	1-1/2	6	10d	2	10d x 1-1/2	2495	745	1771	528
2-1/2 x 9-3/8	TFL25938	LT259375	--	18	2-1/2	9-3/8	2	1-1/2	6	10d	2	10d x 1-1/2	2495	745	1771	528
2-1/2 x 9-1/2	TFL2595	LT259	--	18	2-1/2	9-1/2	2	1-1/2	6	10d	2	10d x 1-1/2	2495	745	1771	528
2-1/2 x 11-1/4	TFL25112	LT251125	--	18	2-1/2	11-1/4	2	1-1/2	6	10d	2	10d x 1-1/2	2495	745	1771	528
2-1/2 x 11-7/8	TFL25118	LT251188	--	18	2-1/2	11-7/8	2	1-1/2	6	10d	2	10d x 1-1/2	2495	745	1771	528
2-1/2 x 13	TFL2513	LT2513	--	18	2-1/2	13	2	1-1/2	6	10d	2	10d x 1-1/2	2495	745	1771	528
2-1/2 x 14	TFL2514	LT2514	--	18	2-1/2	14	2	1-1/2	6	10d	2	10d x 1-1/2	2495	745	1771	528
2-1/2 x 16	TFL2516	LT2516	--	18	2-1/2	16	2	1-1/2	6	10d	2	10d x 1-1/2	2495	745	1771	528
3 x 9-1/2	THO15950-2	MIT29.5-2, LT2-159	x	16	3-1/16	9-1/2	2-3/8	1-1/2	10	16d	6	10d	4180	2210	2970	1570
3 x 11-7/8	THO15118-2	MIT211.88-2, LT2-151188	x	16	3-1/16	11-7/8	2-3/8	1-1/2	10	16d	6	10d	4150	2210	2945	1570

- 1) The factored resistance is derived as directed in Canadian Standard CAN/CSA-086-01.
- 2) The uplift values are for short term loads such as wind and earthquake. For standard term loads divide the values by 1.15.
- 3) When I-joist is used as a header, all nails must be 10d x 1-1/2.
- 4) 10d x 1-1/2 nails are 9 gauge (0.148 diameter) by 1-1/2 long.
- 5) Some listed factored resistances may be increased for short-term loading. Refer to code evaluation reports for USP Structural Connectors for details.
- 6) Minimum nail penetration shall be 1-1/2 for 10d nails and 1-5/8 for 16d nails.




Load tables address hanger/header/fastener limitations only. Joist limitations must be determined for each installation.

Use in conjunction with USP's current Canadian Product Catalogue for detailed hanger information.



USP supplies quality products to build Stronger Safer Structures
www.USPconnectors.com
 A GIBRALTAR INDUSTRIES COMPANY

APPROVED BY



EWP TOP MOUNT HANGERS – TFL & THO CONTINUED



Joist Size	USP Stock No.	Ref. No.	Web Stiffener Req'd.	Steel Gauge	Dimensions				Fastener Schedule ^{4,5,6}				Factored Resistance			
					W	H	D	TF	Header		Joist		DF-L		SPF	
									Qty	Type	Qty	Type	Vertical 100%	Uplift 115%	Vertical 100%	Uplift 115%
3-1/2 x 9-1/4	THO35925	LT35925	--	16	3-9/16	9-1/4	2-3/8	2-1/2	10	10d	2	10d x 1-1/2	2975	500	2115	355
3-1/2 x 9-3/8	THO35938	--	--	16	3-9/16	9-3/8	2-3/8	2-9/16	10	10d	2	10d x 1-1/2	2975	500	2115	355
3-1/2 x 9-1/2	THO35950	LT359	--	16	3-9/16	9-1/2	2-3/8	2-7/16	10	10d	2	10d x 1-1/2	2975	500	2115	355
3-1/2 x 11-1/4	THO17950-2	MIT49.5	x	16	3-9/16	9-1/2	2-3/8	1-9/16	10	16d	6	10d	4370	2210	3100	1570
3-1/2 x 11-1/4	THO35112	LT351125	--	16	3-9/16	11-1/4	2-3/8	2-1/2	10	10d	2	10d x 1-1/2	2975	500	2115	355
3-1/2 x 11-7/8	THO35118	LT351188	--	18	3-9/16	11-7/8	2-3/8	2-1/2	10	10d	2	10d x 1-1/2	2975	500	2115	355
3-1/2 x 11-7/8	THO17118-2	MIT411.88	x	16	3-9/16	11-7/8	2-3/8	1-9/16	10	16d	6	10d	4820	2210	3425	1570
3-1/2 x 12	THO35120	--	--	18	3-9/16	12	2-3/8	2-1/2	10	10d	2	10d x 1-1/2	2975	500	2115	355
3-1/2 x 13	THO35130	LT3513	--	16	3-9/16	13	2-3/8	2-1/2	10	10d	2	10d x 1-1/2	2975	500	2115	355
3-1/2 x 14	THO35140	LT3514	--	18	3-9/16	14	2-3/8	2-1/2	12	10d	2	10d x 1-1/2	4450	500	3160	355
3-1/2 x 16	THO35160	LT3516	--	18	3-9/16	16	2-3/8	2-1/2	12	10d	2	10d x 1-1/2	4450	500	3160	355
4 - 4-3/16 x 9-1/2	THO20950-2	LBV4.12/9.5	x	16	4-3/16	9-1/2	3	2	10	16d	6	10d	4370	2210	3100	1570
4 - 4-3/16 x 11-7/8	THO20118-2	LBV4.12/11.88	x	16	4-3/16	11-7/8	3	2	10	16d	6	10d	4820	2210	3425	1570
4 - 4-3/16 x 14	THO20140-2	LBV4.12/14	x	12	4-3/16	14	3	2	10	16d	6	10d	6060	2210	4305	1570
4 - 4-3/16 x 16	THO20160-2	LBV4.12/16	x	12	4-3/16	16	3	2	10	16d	6	10d	6060	2210	4305	1570
4-1/2 - 4-5/8 x 9-1/2	THO23950-2	LBV359.5-2	x	12	4-3/4	9-1/2	3	2	10	16d	6	10d	6005	2210	4265	1570
4-1/2 - 4-5/8 x 11-7/8	THO23118-2	MIT3511.88-2	x	12	4-3/4	11-7/8	3	2-1/8	10	16d	6	10d	6005	2210	4265	1570
4-1/2 - 4-5/8 x 14	THO23140-2	MIT3514-2	x	12	4-3/4	14	3	2-1/8	12	16d	6	10d	7290	2210	5175	1570
4-1/2 - 4-5/8 x 16	THO23160-2	--	x	12	4-3/4	16	3	2-1/8	12	16d	6	10d	7290	2210	5175	1570
4-1/2 - 4-5/8 x 18	THO23180-2	--	x	12	4-3/4	18	3	2-1/8	14	16d	6	10d	9500	2210	6745	1570
4-1/2 - 4-5/8 x 20	THO23200-2	--	x	12	4-3/4	20	3	2-1/8	14	16d	6	10d	9500	2210	6745	1570
5 x 9-1/4	THO25925-2	--	x	12	5-1/8	9-1/4	3	2-11/16	10	16d	6	10d	6005	2210	4265	1570
5 x 9-1/2	THO25950-2	MIT39.5-2	x	12	5-1/8	9-1/2	3	2-1/8	10	16d	6	10d	6005	2210	4265	1570
5 x 11-1/4	THO25112-2	--	x	12	5-1/8	11-1/4	3	2-1/8	10	16d	6	10d	6005	2210	4265	1570
5 x 11-7/8	THO25118-2	MIT311.88-2	x	12	5-1/8	11-7/8	3	2-1/8	10	16d	6	10d	6005	2210	4265	1570
5 x 14	THO25140-2	MIT314-2	x	12	5-1/8	14	3	2-1/8	12	16d	6	10d	6645	2210	4715	1570
5 x 16	THO25160-2	--	x	12	5-1/8	16	3	2-1/8	12	16d	6	10d	6645	2210	4715	1570
5 x 18	THO25180-2	--	x	12	5-1/8	18	3	2-1/8	14	16d	6	10d	9500	2210	6745	1570
5 x 20	THO25200-2	--	x	12	5-1/8	20	3	2-1/8	14	16d	6	10d	9500	2210	6745	1570

- 1) The factored resistance is derived as directed in Canadian Standard CAN/CSA-086-01.
 - 2) The uplift values are for short term loads such as wind and earthquake. For standard term loads divide the values by 1.15.
 - 3) When I-joist is used as a header, all nails must be 10d x 1-1/2.
 - 4) 10d x 1-1/2 nails are 9 gauge (0.148 diameter) by 1-1/2 long.
 - 5) Some listed factored resistances may be increased for short-term loading. Refer to code evaluation reports for USP Structural Connectors for details.
 - 6) Minimum nail penetration shall be 1-1/2 for 10d nails and 1-5/8 for 16d nails.
- Load tables address hanger/header/fastener limitations only. Joist limitations must be determined for each installation.**

Use in conjunction with USP's current Canadian Product Catalogue for detailed hanger information.



USP supplies quality products to build Stronger Safer Structures
www.USPconnectors.com

A GIBRALTAR INDUSTRIES COMPANY

APPROVED BY